

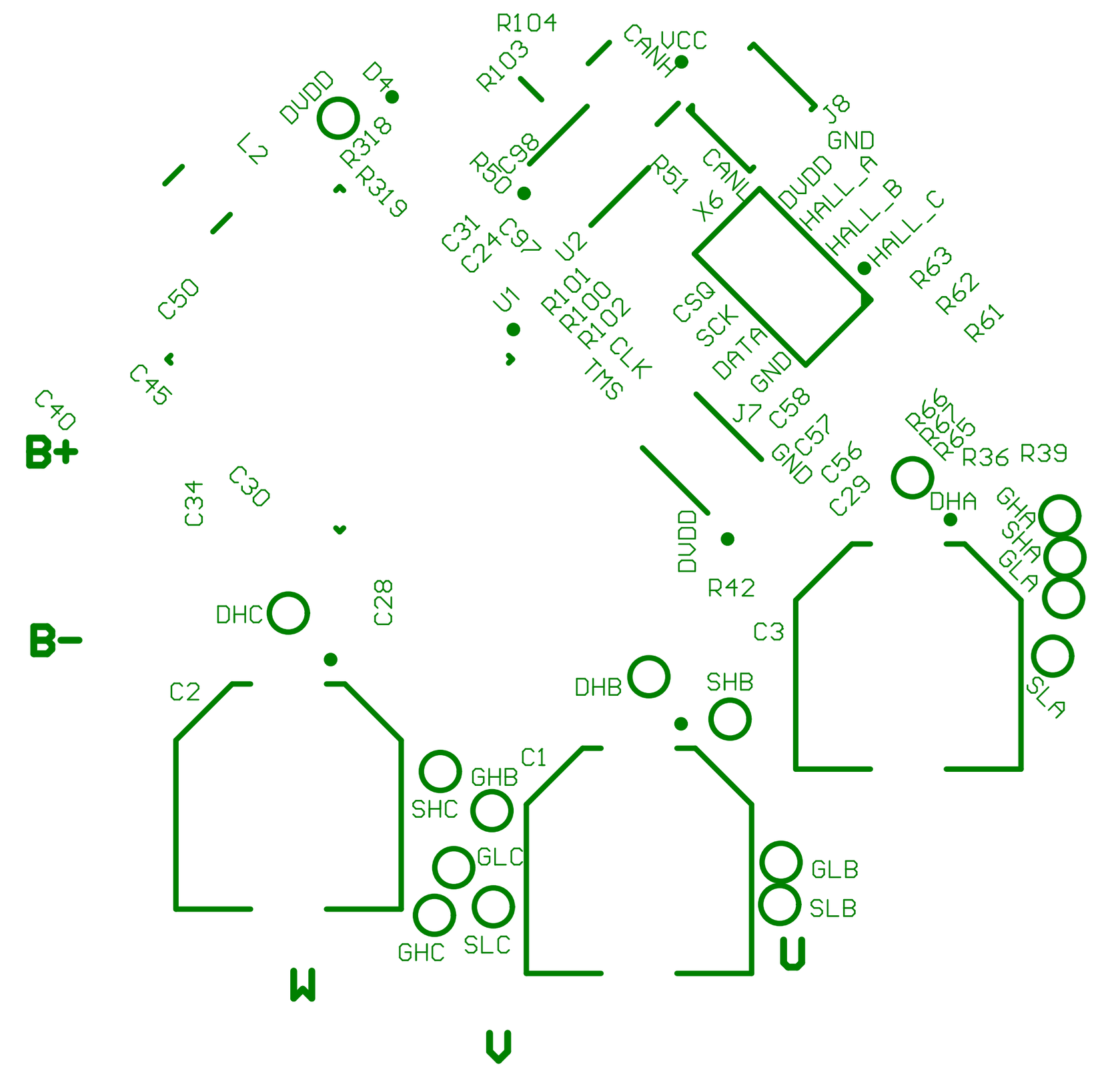
R104
R103
CANH
VCC
J8
GND
DVDD
D4
L2
R318
R319
C98
R51
CANL
X6
DVDD
HALL_A
HALL_B
HALL_C
C31
C24
C97
U2
R63
R62
R61
C50
U1
R101
R100
R102
CLK
TMS
CSQ
SCK
DATA
GND
C45
C40
B+
J7
C58
C57
GND
C56
C29
R66
R65
R36
R39
C34
C30
DVDD
R42
DHA
GHA
SHA
GLA
DHC
C28
C3
B-
SLA
DHB
SHB
C2
C1
GHB
SHC
GLC
GLB
SLB
GHC
SLC
U
W
V

REF_30V_2200A_SLPCC
V1.01
2023 12





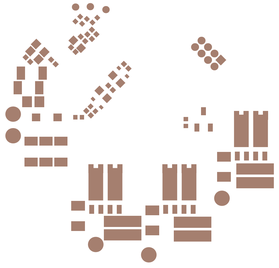



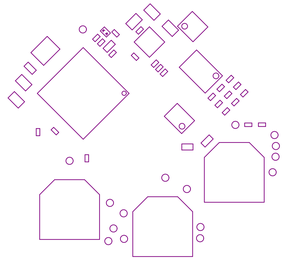

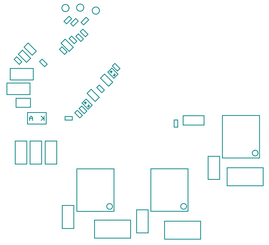

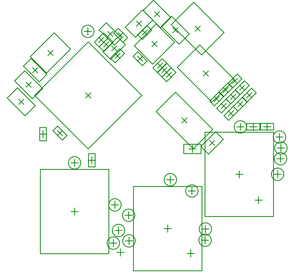

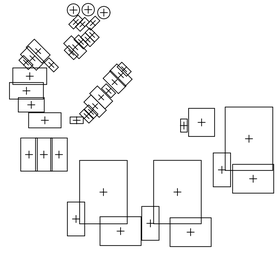

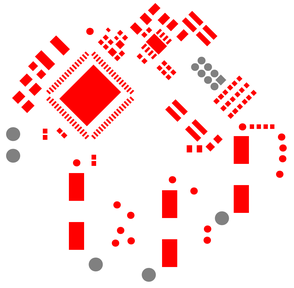

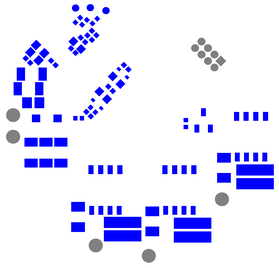





Layer	Name	Material	Thickness	Constant	Board Layer Stack
	Top Overlay				
	Top Solder	Solder Resist	0.40mil	3.5	
1	TOP		2.80mil		
	Dielectric1	FR-4	17.26mil	4.5	
2	MID1		2.80mil		
	Dielectric3	FR-4	17.26mil	4.5	
3	MID2		2.80mil		
	Dielectric5	FR-4	17.26mil	4.5	
4	BOTTOM		2.80mil		
	Bottom Solder	Solder Resist	0.40mil	3.5	
	Bottom Overlay				

Symbol	Count	Hole Size	Plated	Hole Type	Drill Layer Pair	Via/Pad	Pad Shape	Template	Description	Hole Tolerance (+)	Hole Tolerance (-)	Hole Length	Routed Path Length
⌑	5	51.97mil (1.320mm)	PTH	Round	TOP - BOTTOM	Pad	Rounded	c192h132				-	-
○	8	27.56mil (0.700mm)	PTH	Round	TOP - BOTTOM	Pad	(Mixed)	(Mixed)		1.97mil (0.050mm)	1.97mil (0.050mm)	-	-
□	498	10.00mil (0.254mm)	PTH	Round	TOP - BOTTOM	Via	Rounded	v46h25m0mx0				-	-
	511 Total												

